

GEBERIT MAPRESS



SPEED.
PERFORMANCE.
EASY INSTALLATION
RESULT.



**KNOW
HOW**
INSTALLED

GEBERIT MAPRESS

BIGGER PERFORMANCE. BETTER FOR BUSINESS. RESULT.



Geberit Mapress is the pipe pressing system you can press into action anywhere. Because it offers a wide range of materials and seal rings to cover every eventuality, it provides a specialist solution for all applications.

Wherever speed is of the essence and safety is the highest priority. Wherever efficiency matters and cost efficiency counts. Whatever the installation, Mapress offers complete flexibility, absolute reliability, and a seal you can be totally sure of.

The fitting and pipe are pressed once the pipe has been inserted to the required insertion depth, ensuring a safe, dependable and long lasting connection.

Due to installer-friendly features such as coloured pressing indicators to identify materials and leak paths in the seal rings, you can press on quickly and easily with maintenance too.

Gas. Water. Air. Solar. Heating. Cooling. You name it, Geberit Mapress takes care of it. You can be secure in the knowledge that the pipe you're sealing will have the full weight of Geberit Know-How behind it.

From new installations to maintenance, installers nationwide are already reaping the benefits of pressing systems.

REDUCE YOUR DOWN TIME AND IMPROVE SAFETY WITH GEBERIT MAPRESS

- Reduced flushing time due to a cleaner installation process
- No hot works and no cooling down period
- Unpressed joints leak during pressure test and can be completed without draining the system
- Coloured pressing indicators help identify the material and pressed fittings
- Protection end caps stop debris and dirt getting into the system

GEBERIT MAPRESS

PROVEN PERFORMANCE. UNDER PRESSURE.



WATER

Drinking water is our most valuable resource and installers are responsible for ensuring that good quality water is available where it's needed. Geberit Mapress Copper and Stainless Steel ensure safe potable water with a fast, reliable, standard-compliant installation.



GAS

Gas applications require a safe connection for such volatile media, and pipework must comply with specific requirements for gas. Geberit Mapress Copper Gas and Stainless Steel Gas have all the necessary approvals for natural and liquified gas ensuring a safe, certified installation.



AIR

Compressed air applications require an airtight seal which can operate at a suitable pressure for the situation. Geberit Mapress Stainless Steel and Copper are for use on all compressed air installations and Geberit Mapress Carbon Steel for use with dry compressed air requirements; all providing a reliable seal with fast, safe installation.




HEATING

Heating applications require a reliable supply of heat and must rely on the transport of hot water from the boiler to radiators and panel heaters with maximum heat resistance and the lowest possible flow resistance. Geberit Mapress Copper, Stainless Steel and Carbon Steel provide a solution with high safety characteristics and optimised hydraulics.



COOLING

Chilled water and refrigeration applications require a safe solution for carrying water, gases and other cooling media to air handling units and air conditioning units or chillers. Geberit Mapress Copper, Stainless Steel and Carbon Steel are suitable materials for such applications.








































GEBERIT MAPRESS.

FOR EVERY APPLICATION, IT'S SIMPLY BETTER ALL ROUND.

										
Applications	Potable water	Heating	Cooling and refrigeration	Gas	Offshore	Industry	Fixed fire extinguishing systems	Solar systems	Ship building	Saturated steam
Seal ring										



MATERIALS, APPLICATIONS AND SEAL RINGS
Available in copper, stainless steel, carbon steel and CuNiFe (12 to 108mm), the Mapress range offers a wide variety to use across a whole scope of different applications including water, heating, gas and solar.

<p>GEBERIT MAPRESS COPPER STANDARD</p>      	<p>GEBERIT MAPRESS COPPER SOLAR</p>   	<p>GEBERIT MAPRESS COPPER GAS</p>  	<p>GEBERIT MAPRESS CARBON STEEL STANDARD</p>    	<p>GEBERIT MAPRESS CARBON STEEL SOLAR</p>   
<p>GEBERIT MAPRESS STAINLESS STEEL STANDARD</p>        	<p>GEBERIT MAPRESS STAINLESS STEEL SOLAR</p>   	<p>GEBERIT MAPRESS STAINLESS STEEL GAS</p>  	<p>GEBERIT MAPRESS CUNIFE STANDARD</p>   	<p>GEBERIT MAPRESS CUNIFE SOLAR</p>   

EQUIPMENT NEEDED

TOOL - ACO103 PLUS



For sizes 12-35mm.

TOOL - ACO203 PLUS



TOOL - ACO203XL PLUS



For all sizes (12-108mm)

DEBURRER



Ensures no sharp edges on the pipework to protect seal.

INSERTION DEPTH MARKER



Ensures pipe insertion depth is correct.

PIPE CUTTER



For pipes from 12-54mm.

JAW



Used with the appropriate tool, from 12-35mm.

COLLAR AND ADAPTOR



For the larger sizes, 35-108mm. 108mm fittings require two adaptors.

A LITTLE KNOW-HOW GOES A LONG WAY

GET THE KNOW-HOW

Geberit provide installer training at purpose built training academies in Warwick and Dublin - providing the Know-how for installers to feel confident in installing Geberit products. Geberit's supply and drainage modules include training on its press supply systems, HDPE drainage as well as Silent-PP; a range of sound-optimised push-fit drainage pipes and fittings for commercial and domestic installations. Training is free, and lunch and refreshments are provided.

DEDICATION

At Geberit we have a dedicated technical support team on hand and ready to help. To contact us call 01926 516800 or email technical@geberit.co.uk

GEBERIT AT YOUR FINGERTIPS

Also available to you is the Geberit ProApp where you can access product specifications, installation instructions and videos. You can also identify any Geberit product simply by scanning its barcode.

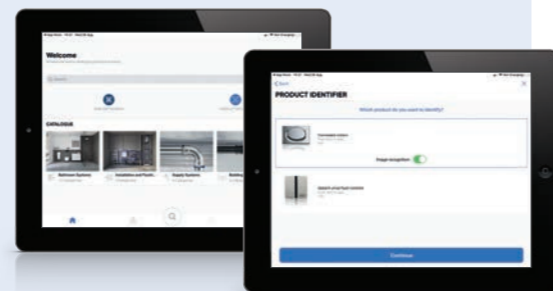
Download now from the App Store or Google play.



Geberit ProApp for iPhone and iPad



Geberit ProApp for Android smartphones



SIX STAGES OF PRESSING

CUT AND DEBURR PIPE



Cut the pipe to length and deburr inside and out so as not to damage the seal ring. Clean chips from the pipe end.

MARK INSERTION DEPTH



To ensure the pipe is fully inserted before pressing. Gives visual security.

PREPARE THE FITTING



Remove the protection plug and visually check the seal ring.

INSERT PIPE INTO FITTING




Ensure the insertion depth is met.

PRESS



Must use correctly sized jaw/collar. Fittings must be aligned correctly in jaw/collar. Ensure insertion depth is met before pressing.

REMOVE PRESSING INDICATOR



Remove pressing indicator. Check the correct insertion depth has been met.

Geberit Sales Ltd
Geberit House
Edgehill Drive
Warwick
CV34 6NH

T 01926 516800
F 01926 400101
E specification.gb@geberit.com

Literature 0800 007 5133

→ [**www.geberit.co.uk**](http://www.geberit.co.uk)